

# Club Notes:



November 2011

My family members were all off doing their own thing this last weekend, and Kim's family were all attending a football game. Kim and I were free to do whatever we wanted to do! (That doesn't happen very often!). We had decided that we were going to make a Christmas mantel quilt, one for each of us. We had the fabric (flannel backed Satin....was even 50% off at JoAnn Fabrics). Kim has a Supreme in her studio, named "Big Red". Well, Big Red doesn't get much attention anymore, since Kim no longer quilts for hire. We had done some pattern testing in early September, but nothing since then. The laptop running Big Red had a monitor issue, so she got out another laptop. It wouldn't even power up. Then, she tried the HP Netbook.....Ha! That was a laugh! Then, I went home and got my laptop. It worked fine, but we never could get the computer to recognize the controller. Then, she tried a very small laptop, fondly named "Baby". Well, we weren't doing

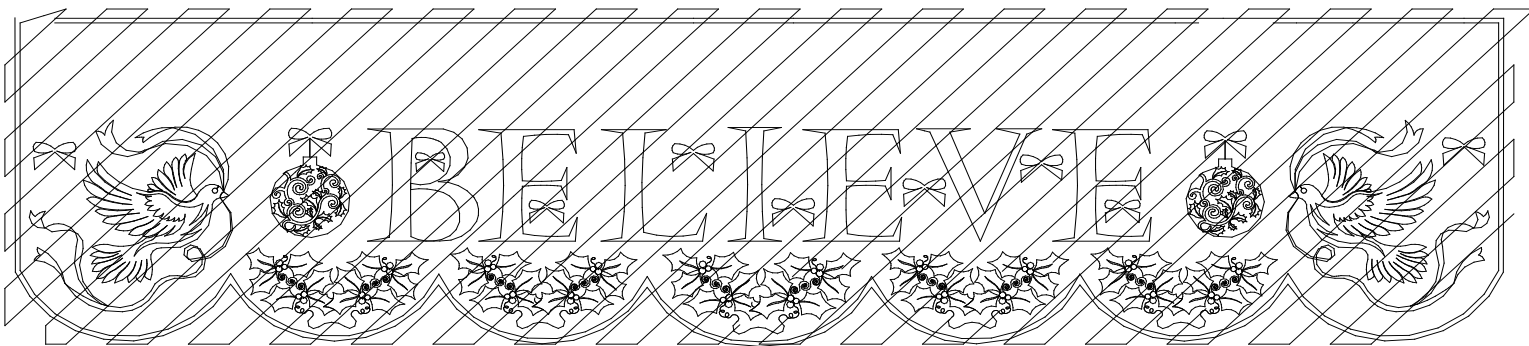
something right, because Big Red was silent! We packed up our fabric, thread, batting and headed over to my house. I had the muslin loaded and the first piece of satin all basted into place. Kim said, "Did you bring the flash stick with the pattern?" Of course I didn't! So, she headed back over to her house to get the pattern and came back. We started at 10:00am, and it was 1:30pm before we got the first mantel quilt stitching. Kim's family came home early (Mizzou was losing the football game badly) so she had to return back home. We had finished her mantel quilt and mine had just finished stitching the letters when my family came back. I finally finished the stitching and cut it out while it was still on the Statler.

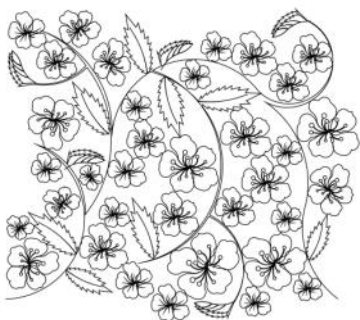
I was so excited that I actually got something for myself quilted! It was 5:45pm by the time mine was done. We had begun to think that the quilting fates were against us! We hope you have fewer stumbling blocks in your way and that you, too, get something quilted for yourselves.

— Kim & Janet

The Sapphire  
Viscount  
contains 130  
patterns,  
including 51  
panos,  
a retail value of  
\$1555.00.

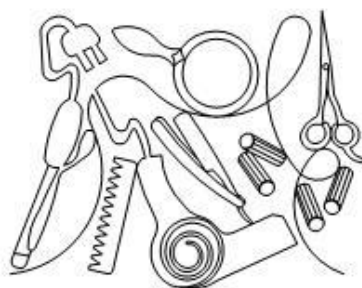
Believe Mantel Quilt





Pattern: almond blossom pano 001

Archive: Sapphire Viscount




Pattern: beauty school pano 001

Archive: Sapphire Viscount




Pattern: bird weeds pano 001

Archive: Sapphire Viscount



Pattern: chicken tracks 001

Archive: Sapphire Viscount




Pattern: christmas 2011 pano 001

Archive: Sapphire Viscount



Pattern: christmas saying pano 002

Archive: Sapphire Viscount




Pattern: crazy quilt pano 002

Archive: Sapphire Viscount



Pattern: dst pano 001

Archive: Sapphire Viscount



Pattern: flower pano 010

Archive: Sapphire Viscount



Pattern: football fun horseshoes

Archive: Sapphire Viscount



Pattern: gecko pano 002 sq

Archive: Sapphire Viscount




Pattern: go cardinals pano 001

Archive: Sapphire Viscount

# Panos Con't.



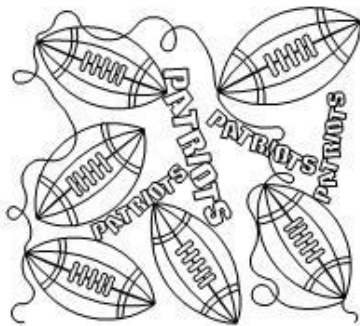
Pattern: go mack pano 001  
Archive: Sapphire Viscount



Pattern: go packers pano 002  
Archive: Sapphire Viscount



Pattern: go patriots pano 001  
Archive: Sapphire Viscount




Pattern: go patriots pano 002  
Archive: Sapphire Viscount



Pattern: go rangers  
Archive: Sapphire Viscount



Pattern: go red sox pano 001  
Archive: Sapphire Viscount



Pattern: hockey bruins  
Archive: Sapphire Viscount



Pattern: huskers pano 001  
Archive: Sapphire Viscount



Pattern: janets swirl pano 001 sq  
Archive: Sapphire Viscount



Pattern: jessica bball pano  
Archive: Sapphire Viscount



Pattern: kailey pano  
Archive: Sapphire Viscount



Pattern: kailey pano 002  
Archive: Sapphire Viscount

*Panos Cont.*




**Pattern: kailey pano 003**  
Archive: Sapphire Viscount



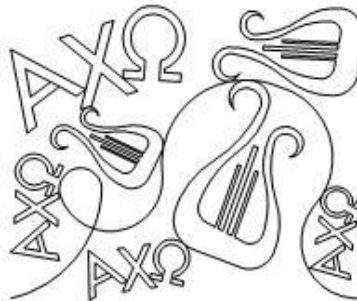
**Pattern: kayak pano 001**  
Archive: Sapphire Viscount




**Pattern: kylie pano 001**  
Archive: Sapphire Viscount




**Pattern: leo pano 001**  
Archive: Sapphire Viscount




**Pattern: lyre pano**  
Archive: Sapphire Viscount



**Pattern: mike pano 001**  
Archive: Sapphire Viscount



**Pattern: molly pano**  
Archive: Sapphire Viscount



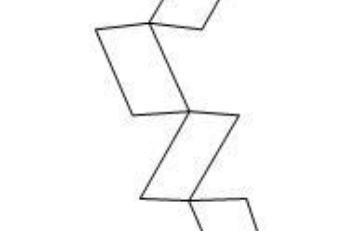
**Pattern: oriental iris pano 001**  
Archive: Sapphire Viscount




**Pattern: owen pano**  
Archive: Sapphire Viscount



**Pattern: owl pano 003**  
Archive: Sapphire Viscount




**Pattern: random squares pano 001**  
Archive: Sapphire Viscount



**Pattern: rectangle pano 001**  
Archive: Sapphire Viscount


*Panos Cont.*



**Pattern: sadie pano**  
Archive: Sapphire Viscount




**Pattern: salamander pano 001**  
Archive: Sapphire Viscount



**Pattern: salamander pano 002**  
Archive: Sapphire Viscount



**Pattern: snowmobile pano 002**  
Archive: Sapphire Viscount




**Pattern: sophisticated safari pano**  
Archive: Sapphire Viscount



**Pattern: stole christmas pano 002**  
Archive: Sapphire Viscount



**Pattern: sugar maple 001**  
Archive: Sapphire Viscount




**Pattern: sweethearts special 002**  
Archive: Sapphire Viscount




**Pattern: sweethearts special sarah**  
Archive: Sapphire Viscount



**Pattern: talia pano**  
Archive: Sapphire Viscount



**Pattern: tulips and bees pano 001**  
Archive: Sapphire Viscount



**Pattern: unicorn pano 001**  
Archive: Sapphire Viscount

*Panos Cont.*



Pattern: usmc pano 001

Archive: Sapphire Viscount

Pattern: waratah pano 002

Archive: Sapphire Viscount

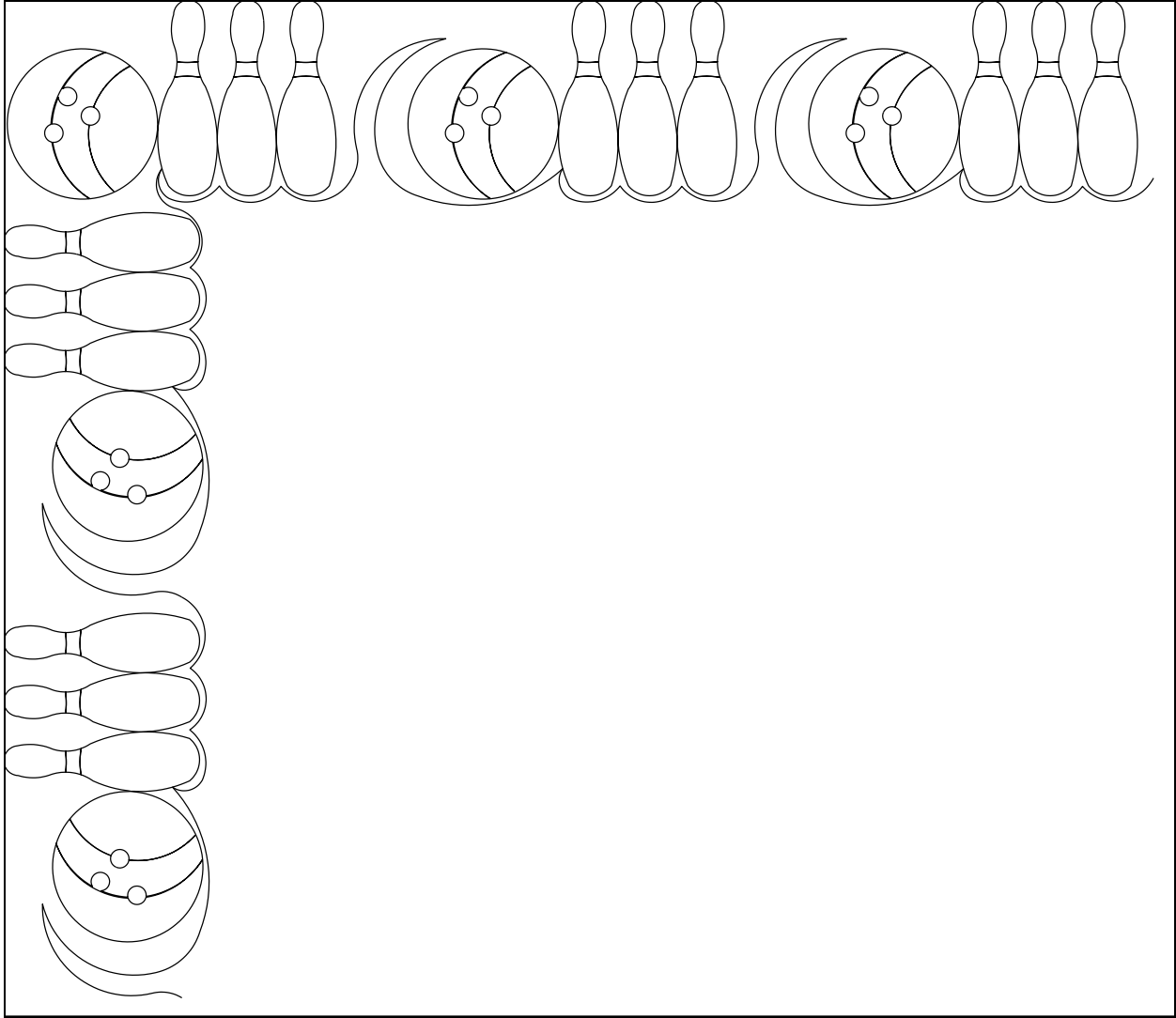
Pattern: wedding pano alt 001

Archive: Sapphire Viscount




<http://www.sugarconference.com>

Statler Users: Registration opens at 8:00am  
(Central Time), Tuesday, November 2, 2012




**New Bowling Ball & Pins Border and  
Border Corner Set**




# New Twining Blocks, Border, & Border Corner Patterns



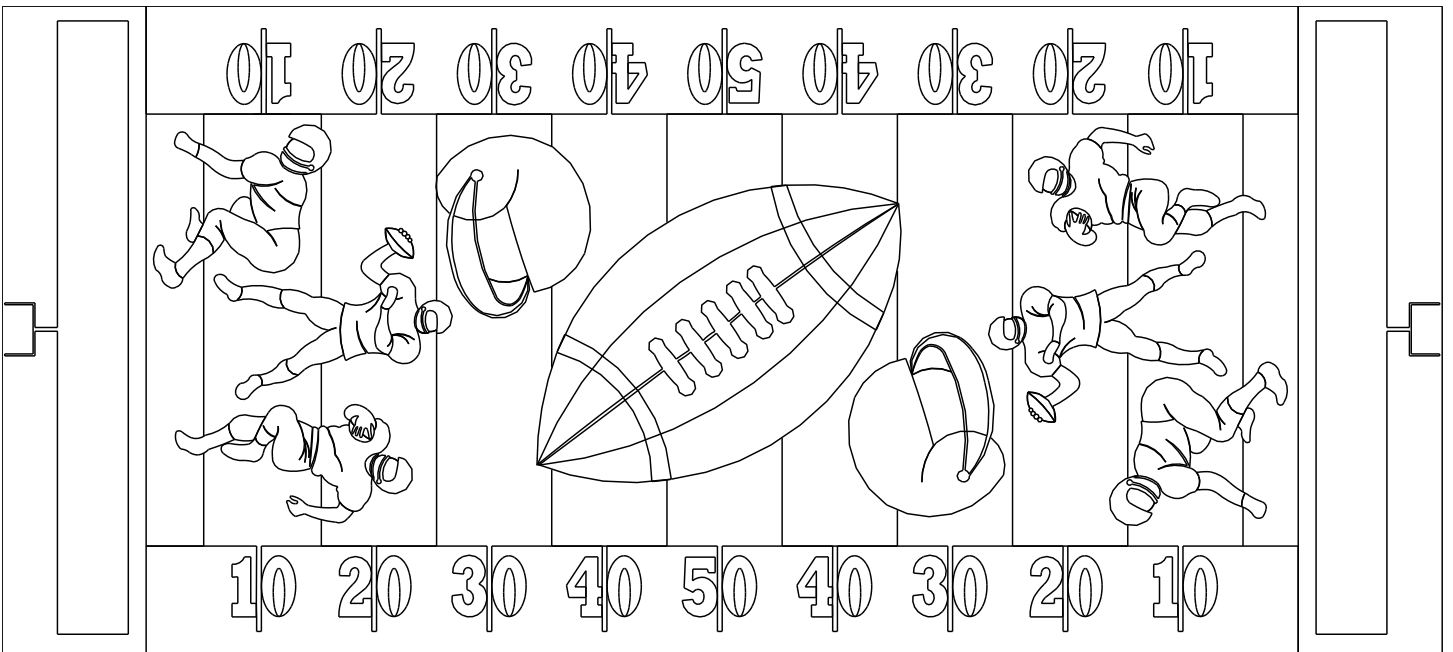



The Williamsburg Log Cabin patterns were designed for the quilter who wants to use different color thread for the light and dark sections of the traditional log cabin block.






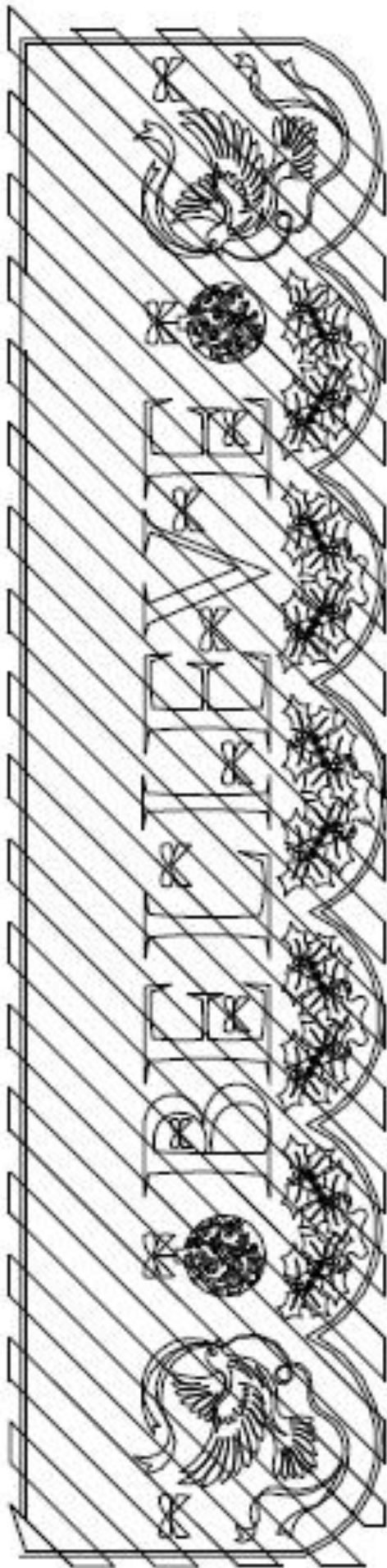
**The Christmas 2011 Patterns:  
Kim calls these patterns her  
Christmas Cookies.**

# New Table Runner Patterns



# New Christmas Table Runner Patterns





Send us photos of  
the ones you make!

# November Longarm Tip:

Ever have someone bring a quilt to you which you know has so many problems that it's unquiltable? No matter how much experience you have, or how much time you spend on it, you know it's never going to look good? They found it in a box in grandma's basement and don't know why she never finished it. (You know why she never finished it...you just wonder why she kept it.)

You gently stroke the quilt as if it had been made by your very own grandmother, and say, "The intrinsic value of this quilt will be lost if we do anything with it. If it were mine, I would put it in a display case, away from direct light, and enjoy knowing that I had a piece of grandma here with me."

And then, after your customer leaves, go into your own boxes of unfinished unquiltable tops, and put them in a box to be donated.....which will spare some other quilter from having to face quilting them in the future.



## Favorite Longarm Supplies Vendors:

We've had many questions from new longarm quilters about the best places to buy their supplies. So, we thought we'd provide a list of our favorite vendors. This is not an exclusive list....you may already have other vendors who take care of your longarm supply needs...and we're not trying to convert anybody.

**Superior Thread:** I buy King Tut Thread in the 2000 yard cones, although they have poly thread as well. They sell wholesale only, so you'll need your sales tax certificate to set up an account. They have an amazing selection of thread. They have fabulous customer service and an easy online account set up process. They also ship internationally!  
<http://www.superiorthreads.com>

**Kingsmen Longarm Quilting Supply:** They sell Hobbs batting, Signature cotton, and A&E Perma Core thread, plus the Quick Zip system, oil for your longarm, bobbins, machine parts, etc. They don't have a minimum order for anything, and they sell retail (at wholesale prices). These people are top notch people to work with!  
<http://www.kmquiltingsupply.com>

**Checker Distributing:** Wholesale Only.....I have rarely looked in vain for anything quilt related on their site. Shopping for supplies can be addicting! Shipping is charged on large items, but not on items such as pins, needles, thread, books, scissors, or most other notions. They do charge shipping on bolts of fabric, luggage, cutting mats, Ott Lights, etc.  
<http://www.checkerdist.com>

**Quilter's Dream Batting:** I have pretty much stopped purchasing rolls of batting. I find it easier to maintain an accurate inventory of batting, and it stores well. Unlike some packaged batting, I don't find that the QD batting is distorted, and so it doesn't require a trip through my dryer before I can use it. Some of my best friends who also have longarm quilting businesses stock packaged batting as well as batting on a roll. We agree that these people are easy to work with! <http://www.quiltersdreambatting.com>

**Quilted Memories:** This Hobbs Batting distributor is only a quick phone call away. She ships UPS or Fed Ex. UPS costs a bit more, but since they'll put my packages inside my garage rather than leaving it out on my front porch, I don't mind that extra cost. This lady (Lyn Heilman) makes it happen! When I find myself in a batting crunch, she's there for me! Just gotta love that! (Plus she provided all the classroom batting for the SUGAR 2010 Conference this past summer). <http://www.quiltedmemoriesllc.com>

**Virginia Longarm:** I buy the dress bag and the 3-sided zipper totes to deliver my quilts to customer. They bring their next quilt to me in their bag. When I arrive at our guild meetings, laden with my purple bags, people say it looks like Christmas. Their quilts stay clean and it adds a little extra class and professionalism to my business.  
<http://www.virginialongarm.com> or call toll free at 855-566-4276.